

How to purchase a pass in a convenience store

1. Purchase in a convenience store

- 1) Purchase a pass via a multi-copy machine in Family-Mart or Seven-Eleven



Scan here to purchase a pass in Family-Mart



Scan here to purchase a pass in Seven-Eleven

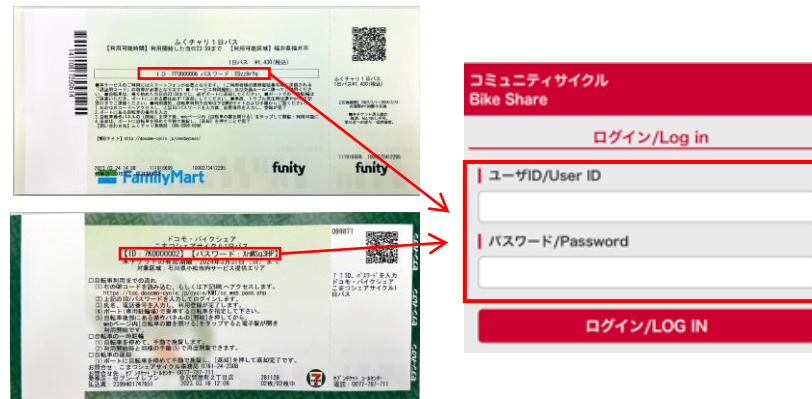
See the reverse side for details. >

2. Log in

- 1) Scan the **QR code** on the ticket (you can also use the QR code to the right)



- 2) Enter the **user ID** and **password** on the ticket



3. Enter your information

- 1) Confirm the terms of use and press **[AGREE]**
- 2) Enter **your name** and **mobile phone number**
- 3) Press **[REGISTER]**
- 4) Confirm your registration information and press **[APPROVED]**



4. Enter the authentication code

- 1) An **authentication code** will be sent via short message (SMS) to the mobile phone number you entered
- 2) Enter the authentication code you received in the **[Authentication Number]** field
- 3) Press **[VERIFY]**



5. Reserve a bicycle

- 1) Enter the **bicycle number** from the main menu of the multi-copy machine (e.g.) FK1001
- 2) Press **[RESERVE]**
- 3) When the reservation completion screen appears, press **[CONTINUE]**



6. Start using!

- 1) Press the **[START]** button
- 2) Press **[Unlock the bicycle]** on the screen
- 3) The bicycle ring will blink and the **bicycle will be unlocked**
- 4) **Start using!**



- * When you use the same bicycle, the procedure is the same as 1) ~ 4) above.
- * When you use another bicycle, press **[RESERVE]** and follow the procedure shown in "5. Reserve a bicycle".

How to purchase a pass in a convenience store

FamilyMart

あなたと、コンビに、



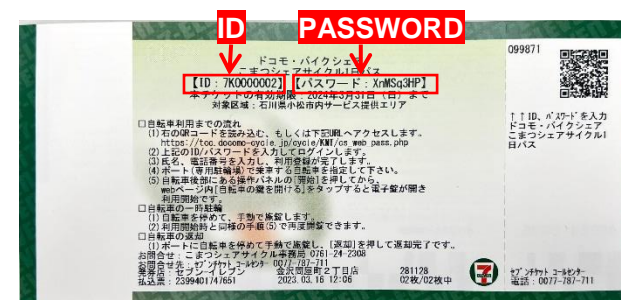
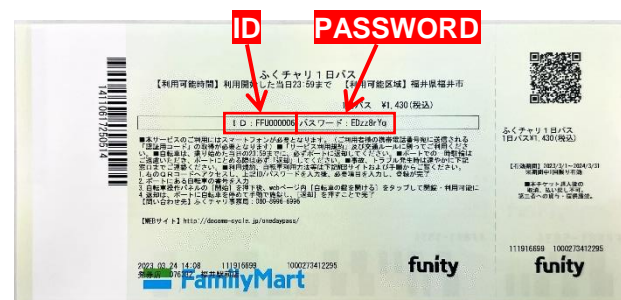
- 1) Select **[TICKET]** from the main menu of the multi-copy machine
- 2) Select **[Purchase a ticket]**
- 3) Select **[Purchase a ticket!!]**
- 4) Press the **[ENTER]** button next to the key words
- 5) Enter “**Komatsu Share Cycle**” and press **[OK]**
- 6) Confirm the area you will use and select **[Komatsu Share Cycle 1-day pass]**
- 7) Confirm the ticket and precautions and press **[OK]**
- 8) Enter the **quantity to purchase and your mobile phone number**, following the instructions on the screen
- 9) An **application slip** will be issued from the multi-copy machine
- 10) Go to the cash register with the **application slip** and pay

Seven-Eleven



- 1) Select **[TICKET]** from the main menu of the multi-copy machine
- 2) Select **[Seven Ticket]**
- 3) Select **[Leisure]**
- 4) Select **[Bicycle Sharing]**
- 5) Confirm the selected items and press **[OK]**
- 6) Select **[Komatsu Share Cycle 1-day pass]** on the screen
- 7) Confirm the ticket and precautions and press **[OK]**
- 8) Select **[1-day pass]** on the ticket selection screen
- 9) Enter the quantity of tickets
- 10) Confirm the precautions and press **[AGREE]**
- 11) Enter **your name and mobile phone number**, following the instructions on the screen
- 12) Confirm the application content and press **[APPLY]**
- 13) A **payment slip** will be issued from the copy machine
- 14) Go to the cash register with the **payment slip** and pay within 30 minutes

A ticket with your ID and password will be issued



* Please keep the ticket in a safe place until the end of use.